

2100 PLUMBERS S3

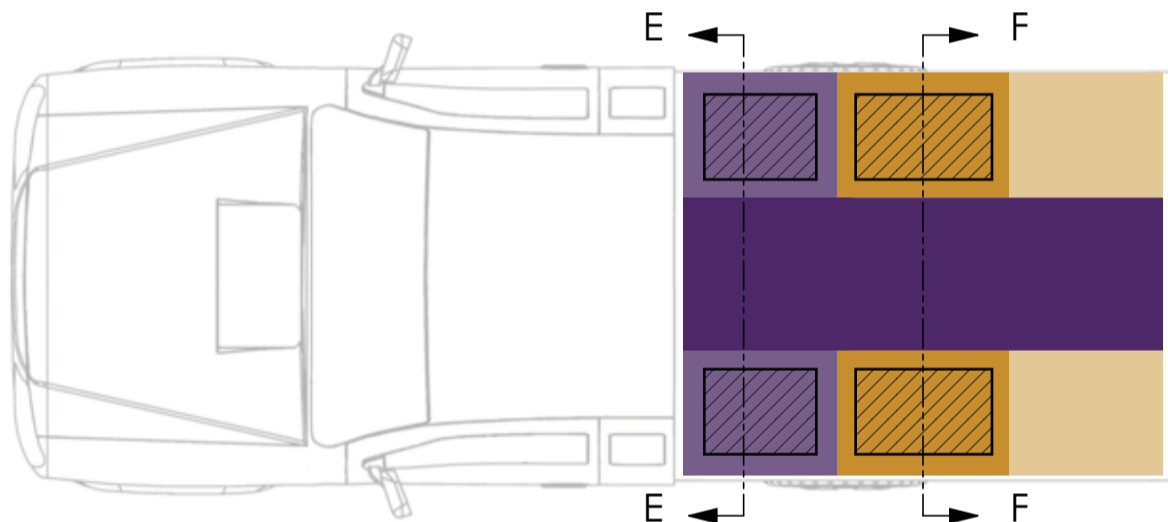
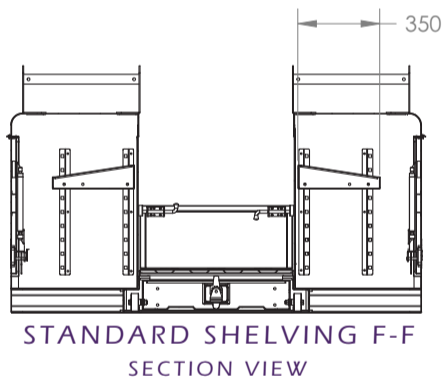
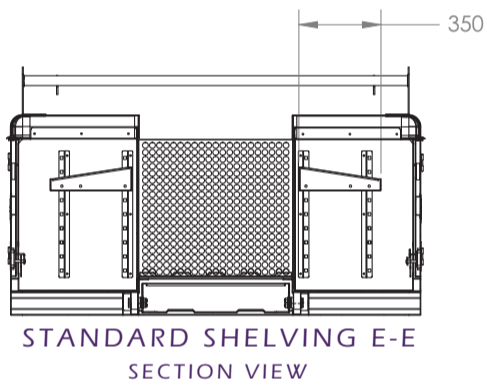
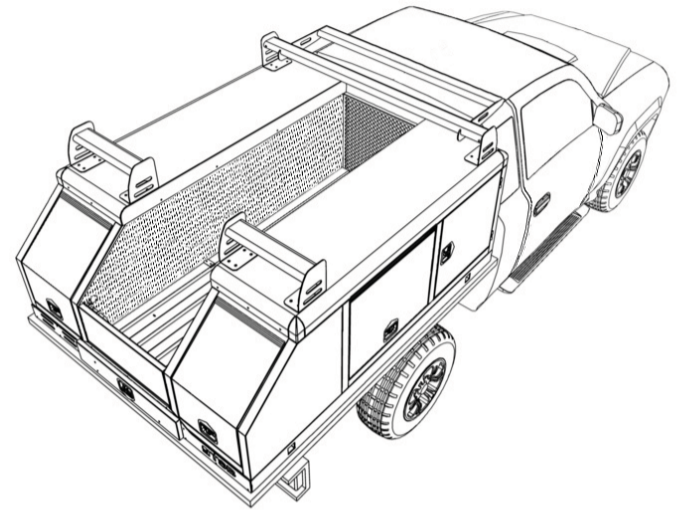
THE PLUMBER MODEL IS COMPRISED OF 6 COMPARTMENTS, 2 ACCESSED FROM EACH SIDE, AND 2 FROM THE REAR. THE UNIT ALSO INCLUDES A FULL LENGTH CENTRE AISLE. THE REAR COMPARTMENTS ARE SPECIFICALLY DESIGNED FOR GAS BOTTLE STORAGE. 300KG RATED LADDER RACKS, SHOVEL DRAWER AND 1 ADJUSTABLE SHELF PER SIDE COMPARTMENT FITTED AS STANDARD. THE UNIT COMES POWDERCOATED IN A RANGE OF COLOURS. IT IS A REMOVABLE BODY AND CLAMPS TO YOUR ALUMINIUM OR STEEL TRAY WITH THE TSB CLAMPING SYSTEM (INCL).

- SUITABLE FOR ALL 1 TONNE SPACE/EXTRA CAB VEHICLES.
- LIGHT WEIGHT, RUST RESISTANT ALUMINIUM CONSTRUCTION.

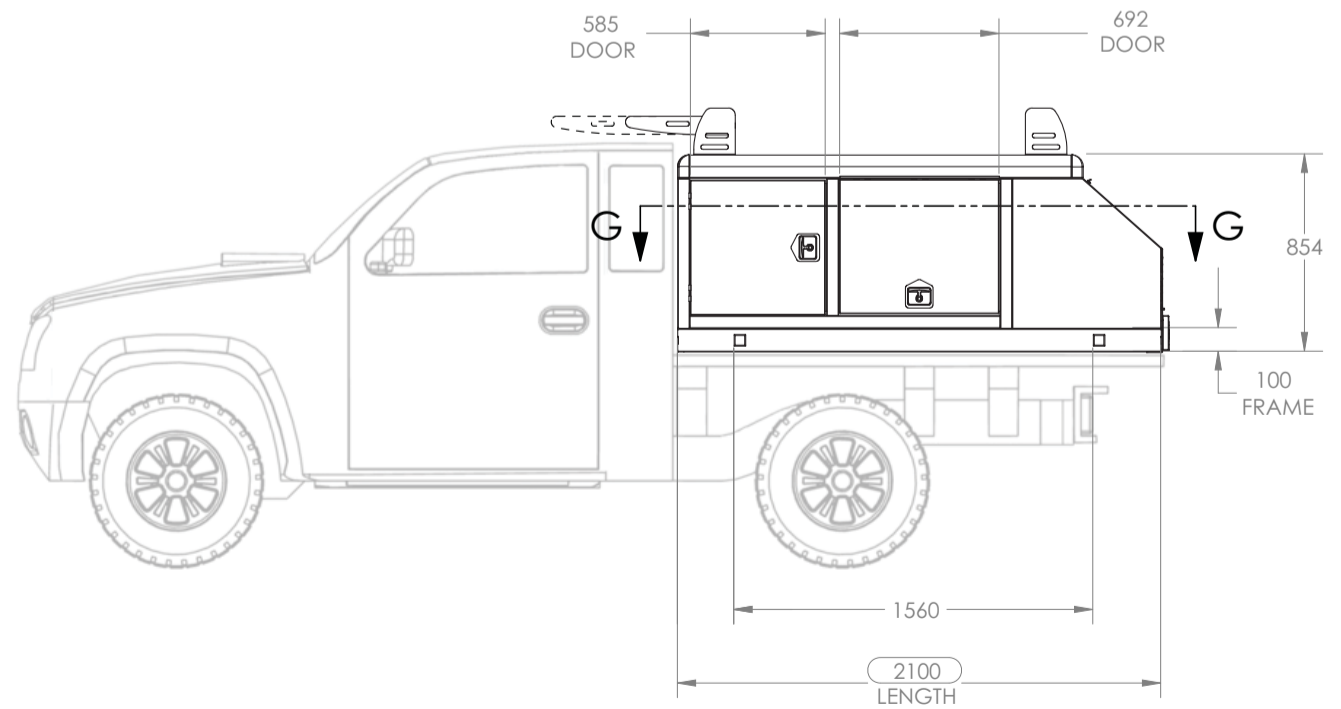
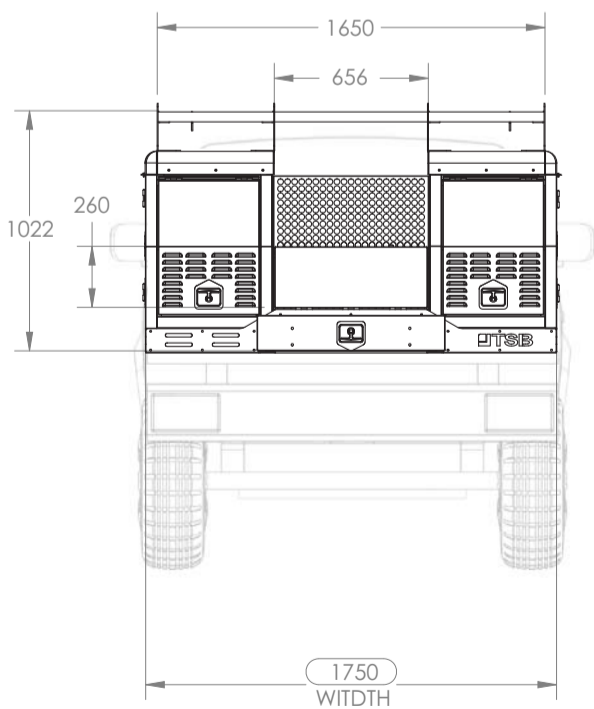
OPTIONS:

- | | |
|-------------------------|-----------------------------------|
| ADDITIONAL SHELVING | LADDER RACK ROLLERS |
| SLIDE OUT DRAWERS | ADJUSTABLE GAS BOTTLE MOUNTS |
| SLIDE OUT WORKBENCH | VENTED COMPARTMENTS |
| REMOTE CENTRAL LOCKING | ROTARY VENTS |
| REVERSING CAMERA | RUBBER OR CARPET FLOOR/SHELF MATS |
| UNDERSIDE TOOLBOXES | CONDUIT TUBES |
| UNDERSIDE WASH STATION | EMERGENCY LIGHTING/ FLOOD LIGHTS |
| REAR SWING OUT VICE | REAR STEP/GRAB HANDLES |
| INTERNAL SLIDE OUT VICE | JACKS (SET OF 4) |
| LADDER RACK EXTENTION | |

*REFER TO WEBSITE FOR FULL LIST OF ACCESSORIES & PRICES



- AISLE
- COMPARTMENT 1
- COMPARTMENT 2
- COMPARTMENT 3
- ▨ STANDARD SHELF



note: vehicle for visual puposes only



TRADE SERVICE BODY

28 Quality Drive, Dandenong, Victoria, 3175
ph 1300 131 574 Email info@tsb.net.au
www.tsb.net.au